



RISK ASSESSMENT

School: <u>LDSS</u>	
Grade/Group: <u>Travel Club</u>	Teacher: <u>Mrs. Brown</u>
Destination & Activity: <u>Travel to Peru</u>	
Date(s) of Trip: <u>March 14-28 2026</u>	
LOW RISK	
<input type="checkbox"/> Day trip, in district	<input type="checkbox"/> Low Risk Application Form
<input type="checkbox"/> On beach or near stream (<u>no</u> stepping in water)	<input type="checkbox"/> List on parent information form and permission slip
MODERATE RISK	
<input type="checkbox"/> Overnight	<input type="checkbox"/> Moderate Risk Application Form
<input type="checkbox"/> Out-of-District but within province	
<input type="checkbox"/> Swimming in any pool or hot tub	<input type="checkbox"/> Water Component Form
<input type="checkbox"/> Boating or swimming in lake <u>near shore</u>	
<input type="checkbox"/> Activity near fast moving or open water	
<input type="checkbox"/> Creek or stream programs	
HIGH RISK	
<input type="checkbox"/> Out-of-Province	<input type="checkbox"/> High Risk Application Form
<input type="checkbox"/> Ski/Snowboard	
<input type="checkbox"/> Active logging roads	
<input type="checkbox"/> Lake crossing	<input type="checkbox"/> Water Component Form
<input type="checkbox"/> On fast moving water	
<input type="checkbox"/> Lake ice activity (<u>not</u> on river ice)	<input type="checkbox"/> Ice Component Form
OUT-OF-COUNTRY	
<input checked="" type="checkbox"/> Out-of-Country STEP 1 (<i>must be approved before proceeding to STEP 2</i>)	<input checked="" type="checkbox"/> Pre-Approval Application Form
<input type="checkbox"/> Out-of-Country STEP 2	<input type="checkbox"/> Out-of-Country Application Form

Identify the person in charge at the activity:

Name: Tracy Brown Qualifications: TeacherHow were students selected to participate and what preparation/experience do they have? VolunteeredAre students participating in supervision? ☐ Yes ☒ No

If yes, how were students selected to participate in supervision? _____

Submitted By: _____	Date: _____
Principal/Vice Principal: <u>[Signature]</u>	Date: <u>June 27/25</u>

OUT-OF-COUNTRY STEP 1: PRE-APPROVAL APPLICATION FORM



STEP 1 must receive Board Approval prior to: booking, fundraising, and STEP 2 approval.

School: LDSS Application Date: June 27/25
 Group/Grade: Travel Club Teacher: Tracey Brown
 Destination: Peru
 Dates: March 14-28 2026

Give the goals and objectives of the Out-of-Country trip: Student growth, develop independence, embrace challenges, experience culture.

Give the experience of the teacher: 30+ years teaching/coaching.

Expected number of student participants: 15-20

Submit with this application to the Principal/Vice Principal:

- ☒ Risk Assessment
- ☒ Itinerary
- ☒ Current Travel Advisory <http://travel.gc.ca/travelling/advisories>
 - ☐ Exercise normal security precautions
 - ☒ Exercise a high degree of caution
 - ☐ Avoid non-essential travel
 - ☐ Avoid all travel

Dates within school calendar break? <input checked="" type="checkbox"/> YES <input checked="" type="checkbox"/> NO	
Comments: _____	
Principal/Vice Principal: _____	Date: <u>June 27/25</u>
School Supervisor: _____	Date: <u>July 2/25</u>
Superintendent: _____	Date: <u>Sept 2/25</u>
DISTRICT USE: Board Approval	
<input type="checkbox"/> Risk Assessment <input type="checkbox"/> PRE-APPROVAL Application Form and supporting documents	
Board Meeting Date: <u>Sept 15, 2025</u>	Date Received: <u>Jun 27, 2025</u>
<input type="checkbox"/> Approved <input type="checkbox"/> Denied	
Comments: _____	
Board Chairperson: _____	
Date PVP Informed: _____ Via: <input type="checkbox"/> Email <input type="checkbox"/> Phone By: _____	

Lima & The Sacred Valley

Days 1-4

Day 1



Fly to Peru

Day 2



Take a guided tour of Lima



Visit the San Francisco Monastery




Take a walking tour of Miraflores

Fly to Cuzco



Day 3

Travel to the Sacred Valley & tour Korikancha Temple



Visit the Maras salt ponds



Day 4

Tour Ollantaytambo with a local guide



Machu Picchu & Cuzco

Days 5-8

Day 5



Travel by train to Aguas Calientes



Visit Machu Picchu with an expert local guide

Day 6



Travel back to the Sacred Valley & visit the Pablo Seminario ceramics workshop




Explore Pisac Market

Tour the Sacsayhuaman Fortress



Day 7

Take a walking tour of a local market & compete in a scavenger hunt



Fly to Iquitos



Day 8



quitos & The Amazon Lodge


Days 8-11



Travel to the Amazon Lodge by boat & hike through the rainforest with an expert



Enjoy a nighttime boat ride down the Amazon River



Day 9

Visit a Yagua indigenous village



Day 10

Visit a local community & learn about life along the Amazon River. Then travel back to Lima




Day 11

Arrive home



Peru travel advice

 **Exercise a high degree of caution (with regional advisories)**

Latest updates: Health – editorial update

Last updated: June 26, 2025 14:19 ET

On this page

- [Risk levels](#)
- [Safety and security](#)
- [Entry and exit requirements](#)
- [Health](#)
- [Laws and culture](#)
- [Natural disasters and climate](#)

Risk levels



Peru - Exercise a high degree of caution

Exercise a high degree of caution in Peru due to high levels of crime, as well as social conflicts and strikes that may occur across the country.

Regional risks



Need help?

Local services

► [Emergency services](#)

Consular assistance

► [Lima - Embassy of Canada](#)

For emergency consular assistance, call the embassy of Canada to Peru, in Lima, and follow the instructions. At any time, you may also contact the [Emergency Watch and Response Centre](#) in Ottawa.